STOLARKA OKIENNA

			OK 1	OK 2	OK 3
SCHEMAT			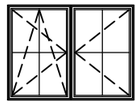	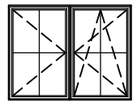	
wymiary w ?wietle o?cie?nicy		S	2000	1950	900
		H	1550	1550	900
wymiary w ?wietle o?cie?y		S_o	2100	2050	1000
		H_o	1650	1650	1000
Ilo?? szt.	PARTER		3	2	3
	PI?TRO		-	-	-
	SUMA		3	2	3

STOLARKA DRZWIOWA

			B 1	DB 1	DB 2	D 1	D 2	D 3	D 4	D 5		D 6		D 7	D 8	D 9	D 10
SCHEMAT			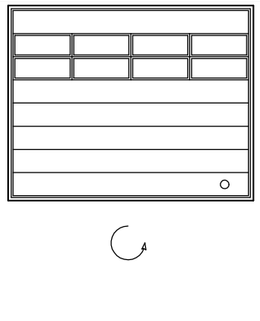			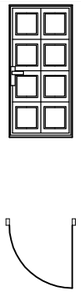	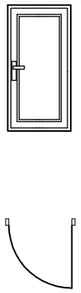		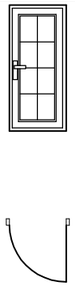	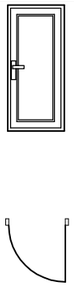				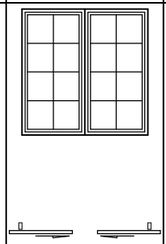	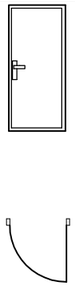		
						Szyba P4											
				1szt.P-4 (zewn.)		L	P	L	P	P	L	P	L		EI 60		EI 60
															P	P	P
wymiary w ?wietle o?cie?nicy		S	4000	1500	1500	1000	1000	1000	900	900		900		2000	900	1000	1000
		H	3200	2100	2000	2100	2000	2000	2000	2000		2000		2000	2000	2100	2100
wymiary w ?wietle o?cie?y		S_o	4000	1600	1600	1100	1100	1100	1000	1000		1000		2100	1000	1100	1100
		H_o	3200	2200	2100	2200	2100	2100	2100	2100		2100		2100	2100	2200	2200
Ilo?? szt.	PARTER		1	2	3	1	1	1	1	3	3	2	1	1	1	1	1
	PI?TRO		-	-	-	-	-	-	-	-	-	-	-	-	-	-	-
	SUMA		1	2	3	1	1	1	1	3	3	2	1	1	1	1	1